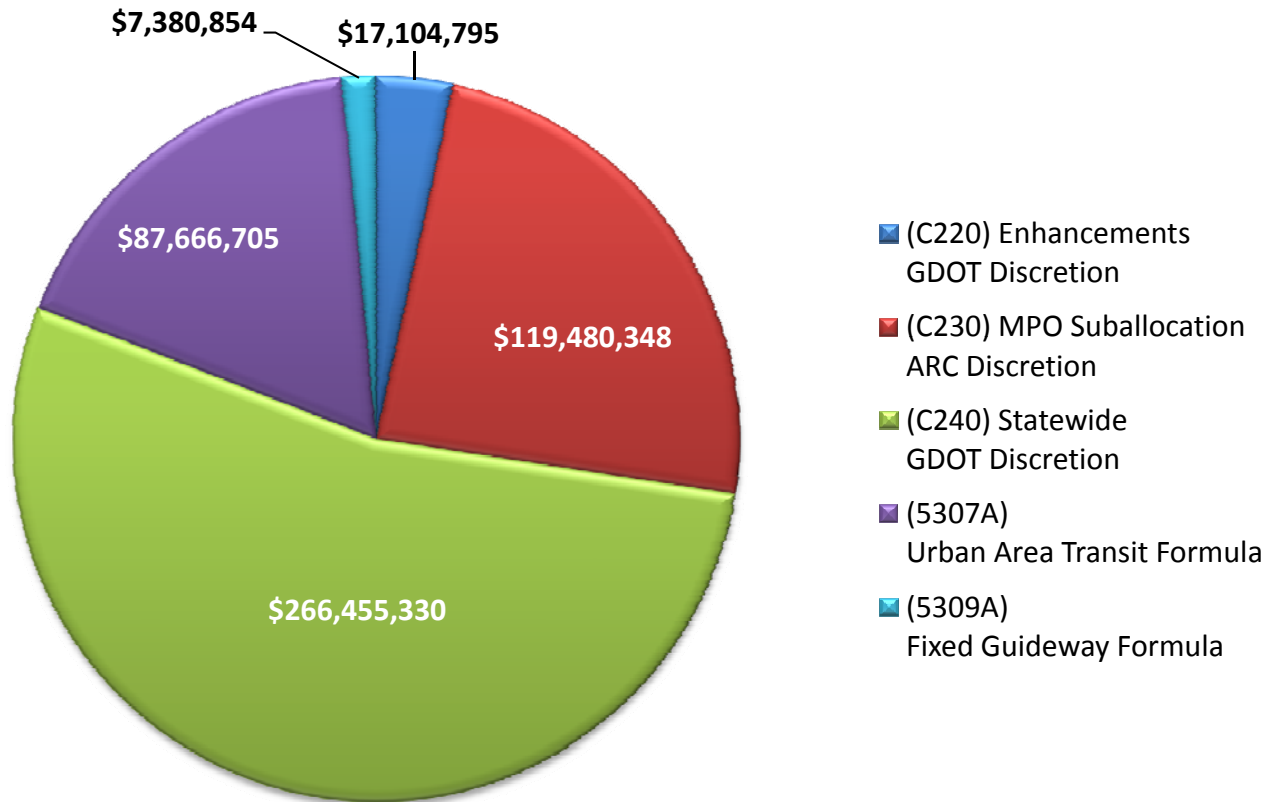


ARRA Highway and Transit Formula Funds Programmed in the Atlanta Region by Funding Category

TOTAL = \$498,088,032

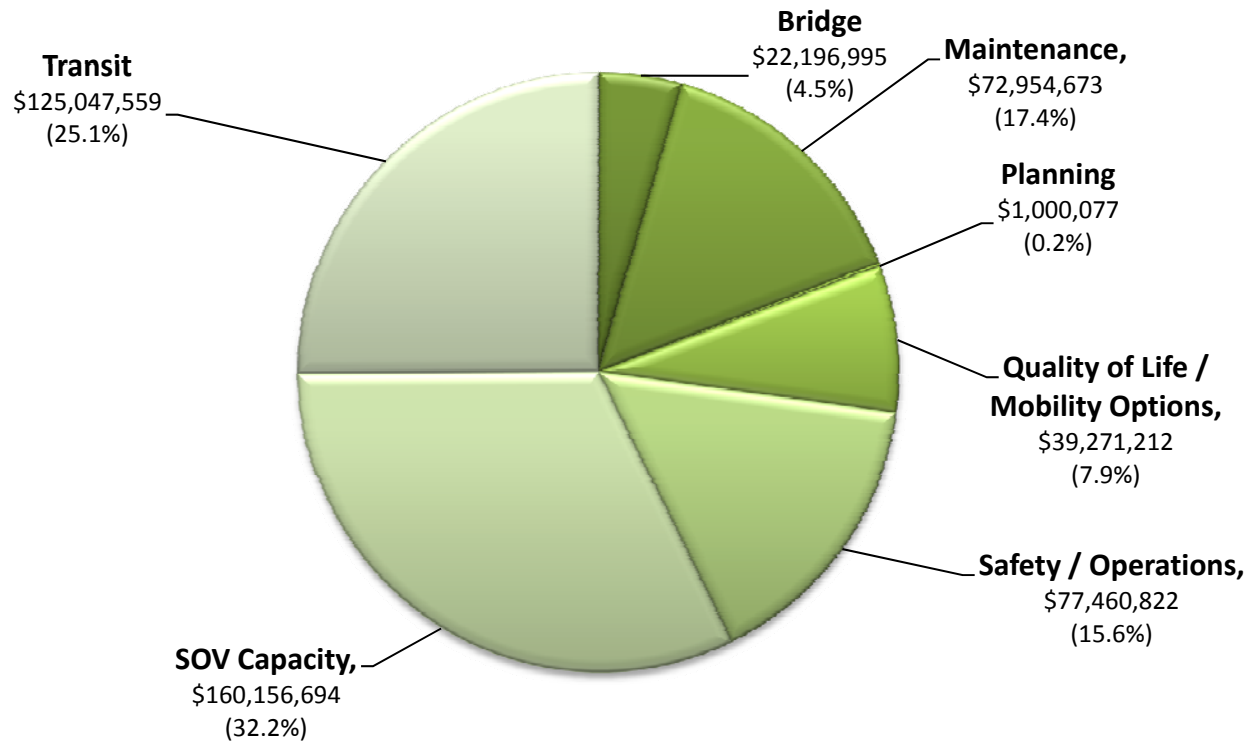


Notes

1. Includes both highway formula funds (C220, C230 and C240) and transit formula funds (5307A and 5309A).
2. All figures reflect the total final commitment of funds as of September 30, 2010.
3. Numbers reflect actual contracted costs, not pre-recession programming estimates.
4. Atlanta Region is defined as the 18 county Metropolitan Planning Organization (MPO) boundary.

ARRA Highway and Transit Formula Funds Contracted Value of Projects Delivered in the Atlanta Region

TOTAL = \$498,088,032



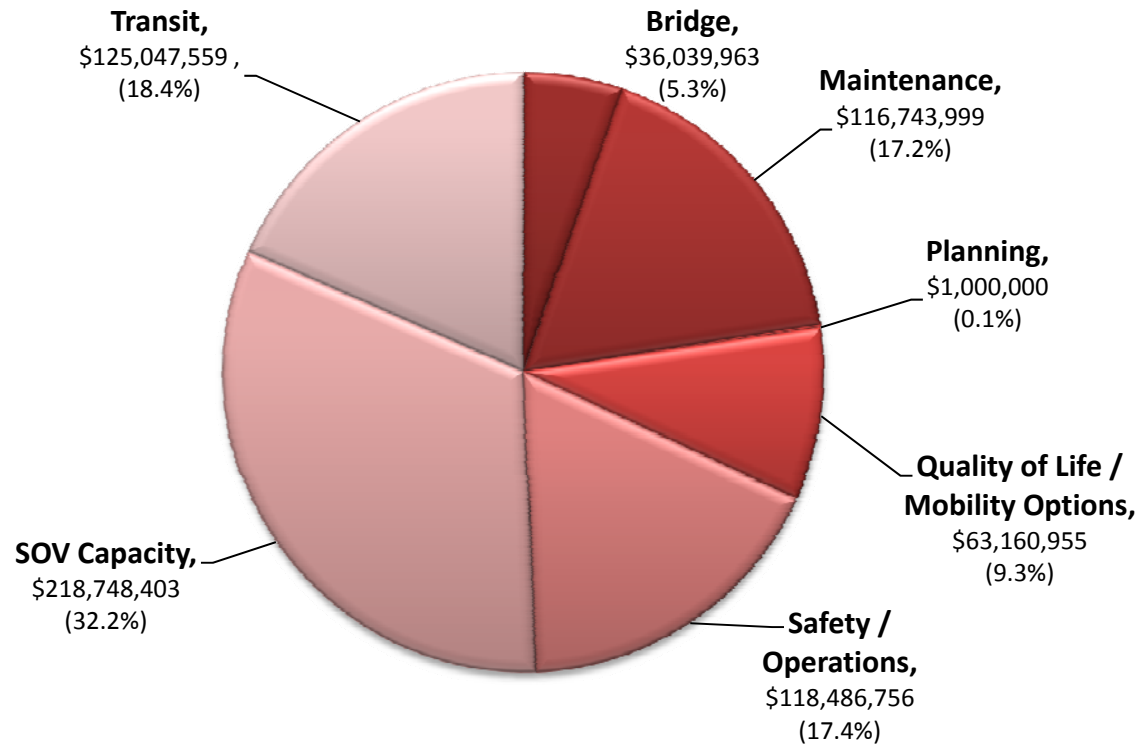
Notes

1. Includes both highway formula funds (C220, C230 and C240) and transit formula funds (5307A and 5309A).
2. All figures reflect the total final commitment of funds as of September 30, 2010.
3. Numbers reflect actual contracted costs, not pre-recession programming estimates (see previous page for estimates).
4. Atlanta Region is defined as the 18 county Metropolitan Planning Organization (MPO) boundary.

ARRA Highway and Transit Formula Funds

Estimated Pre-Recession Value of Projects Delivered in the Atlanta Region

TOTAL = \$679,227,135



Notes

1. Includes both highway formula funds (C220, C230 and C240) and transit formula funds (5307A and 5309A).
2. Numbers reflect programmed estimated costs, not actual contracted costs (see next page for actual costs)
3. Atlanta Region is defined as the 18 county Metropolitan Planning Organization (MPO) boundary.