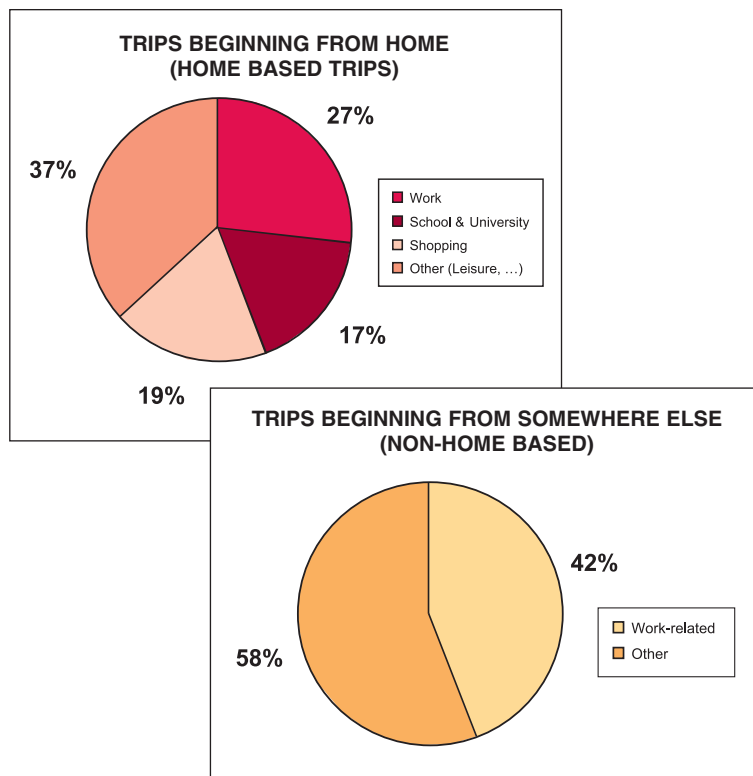


REGIONAL SNAPSHOT

TRAVEL PATTERNS IN THE ATLANTA REGION



Source: ARC Household Travel Survey, 2001-2002

While much ado is made about commuting to and from work, the 2001-2002 ARC Household Travel Survey shows that only 27 percent of trips starting from home have work as their destination.

The survey also reveals that for trips starting from somewhere other than home, well over half, 58 percent, are for some other purpose than work.

This suggests that community design encouraging easier pedestrian, bike and transit access to retail and other services, not just to workplaces, could have a positive impact on congestion and air pollution.

The 2001-2002 Household Travel Survey is the most recent and current ARC Household Travel survey. This survey is conducted about every decade so planners can use the data in conjunction with U.S. Census decennial updates. Census transportation data featured in this Snapshot vary slightly from the ARC survey, reflecting different methods and sample sizes. While Census data offer the advantage of allowing consistent comparisons through the U.S., the ARC Household Travel Survey offers the advantage of taking a closer look at the Atlanta area.

According to ARC's 2001-2002 Household Travel Survey, in the 13-county area:

- The automobile was the vehicle of choice for 86 percent of ALL trips.
- Three in 10 trips were work related. Distances and trip times were higher for the work trip than for other trip purposes.
- Almost half of all trips (47 percent) occurred during the morning or evening peak periods. (6:00-10:00 am; 3:00-7:00pm)

For more information from the Household Travel Survey, go to www.atlantaregional.com/transportationair/householdtravel.html

According to ARC's 2003 Transportation Fact Book:

- Driving alone to work has dropped from 78.2 percent in 1990 to 76.4 percent in 2000. (U.S. Census)
- Carpooling has increased from 12 percent to 13.5 percent in the same time period.
- People using transit to go to work have increased seven percent from 1990.
- Nearly 25,000 workers bicycled or walked to work, a 20 percent increase from 1990. The number of workers working at home has more than doubled from 30,433 to 62,499 over the last decade.

Bike And Pedestrian: There are 186 miles of bicycle and pedestrian facilities being inventoried in the Atlanta region.

Source ARC Transportation FactBook, 2003. For the whole Fact Book, go to www.atlantaregional.com/transportationair/publications.html

TRIPS STARTING AND ENDING IN SAME COUNTY		
COUNTY	TOTAL TRIPS	HOME-BASED WORK TRIPS
Cherokee	71.5%	45.8%
Clayton	69.5%	43.7%
Cobb	79.8%	60.4%
Coweta	76.6%	58.6%
DeKalb	68.1%	43.7%
Douglas	75.8%	61.0%
Fayette	71.1%	36.2%
Forsyth	73.3%	34.7%
Fulton	71.4%	49.7%
Gwinnett	80.4%	59.6%
Henry	66.0%	46.2%
Paulding	59.0%	24.3%
Rockdale	81.4%	59.4%



For more information on these issues or to suggest new subjects, please email regionalsnapshot@atlantaregional.com or go to <http://www.atlantaregional.com/regionaldata/regionaldata.html>

© 2004 Atlanta Regional Commission • 40 Courtland St. NE, Atlanta, GA 30303-2538 • Phone: 404.463.3100 • Fax: 404.463.3105
www.atlantaregional.com

MOST TRIPS MADE WITHIN HOME COUNTY

A high portion (73 percent) of all trip purposes were local trips that started and ended in the same county. The table on the previous page shows the results broken down by county. The percentage of intra-county trips range from 59 percent in Paulding to a high of 81.4 percent in Rockdale. This is reflected in higher averages in time and distance for Paulding County trips and lower averages in time and distance for Rockdale County trips. **For most counties the second and third most popular trip destinations were to an adjoining county.** The two exceptions were Henry and Paulding. Although they have no common border with Fulton, it was the second most popular destination for trips beginning in Henry and Paulding. Fulton County, which borders 10 of the 13 counties, was the second

most popular destination for every county except Rockdale. There was not a lot of movement from far east to far west or from far north to far south.

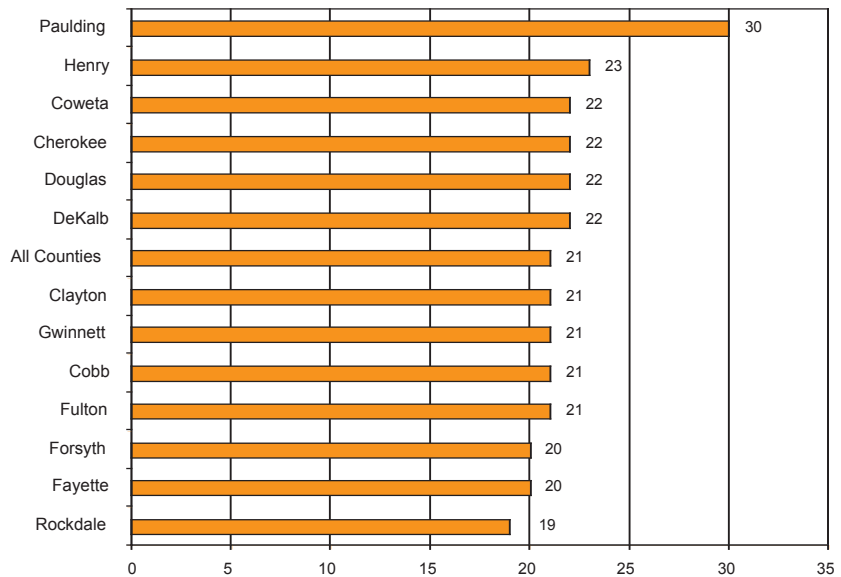
FULTON MAJOR WORK DESTINATION IN ATLANTA REGION

Paulding County has the smallest share of residents who live and work in the county at 24 percent, with 38 percent of residents working in Fulton and 26 percent working in Cobb. Forsyth follows the same pattern with 35.5 percent of its residents working in Fulton and with only 34.7 percent working in Forsyth.

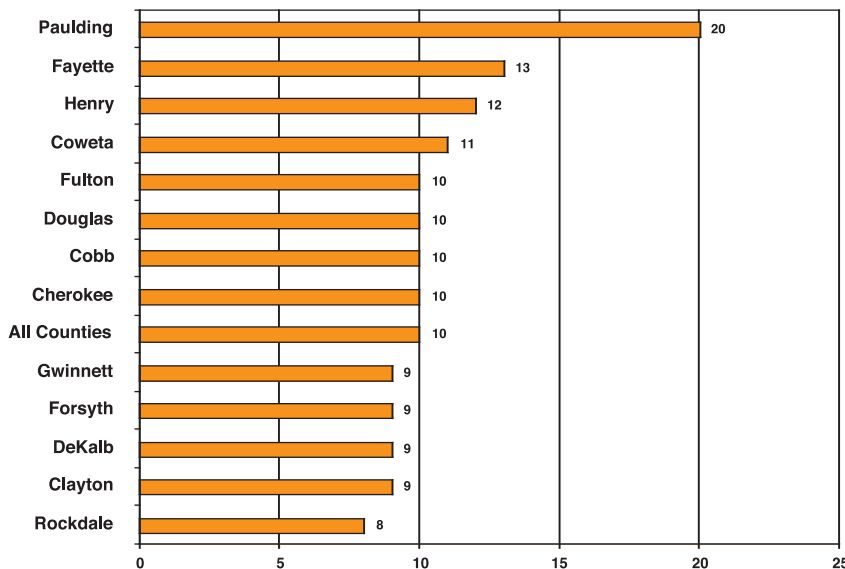
Douglas County has the highest percentage of intra-county work trips followed closely by Cobb, Gwinnett, and Rockdale.

Rockdale County had the lowest travel time at 19 minutes while Paulding had the highest at 30 minutes. This can be explained by the fact that Rockdale had the highest percent of trips that stayed in the county while Paulding had the lowest percent.

TRAVEL TIME IN MINUTES BY COUNTY



AVERAGE TRIP DISTANCE BY COUNTY



Average trip distance varied by county in conjunction with average trip times. Rockdale County, which had the highest percent of intra-county trips, also had the shortest reported trip distance at 8 miles. Paulding, which had the highest number of inter-county trips, had the longest average trip distance of twenty miles.